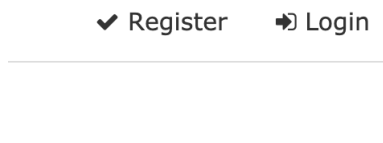


2022 Summer Reading Program User Guide For Existing ReadSquared Users

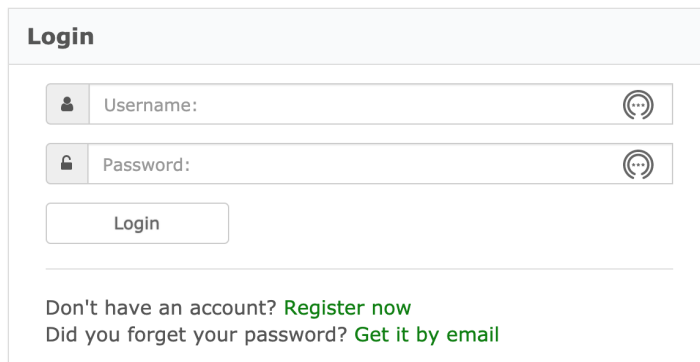
If you registered for last year's summer reading program, you can use the same username and password to log in for this year's program. Here's how to update your user information.

1. Go to the South Plainfield Read Squared website:
<http://sppl.readsquared.com/>

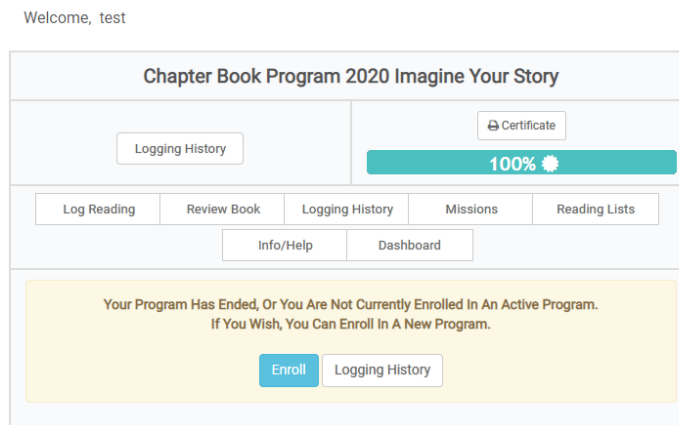
2. Click “Login”



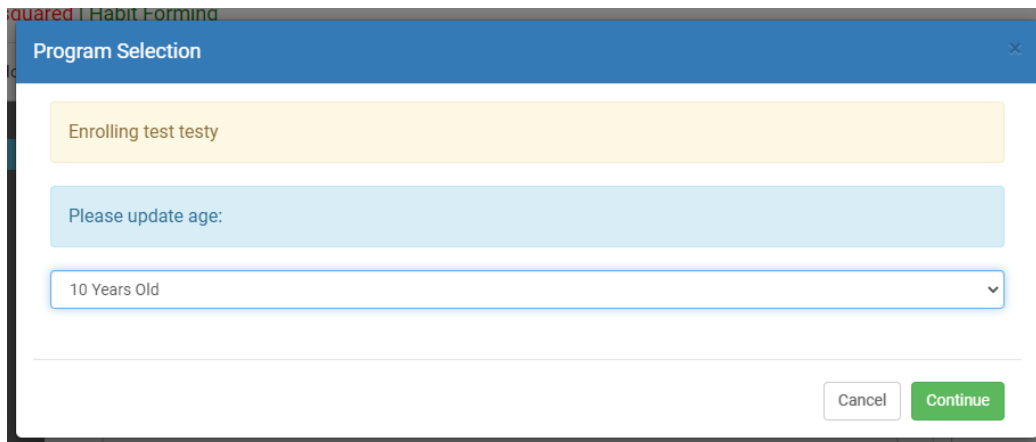
3. Enter your credentials. If you do not remember your password you can click “Get it by Email” and ReadSquared will contact you with the correct information.

A screenshot of the ReadSquared login form. The form is titled 'Login' and contains two input fields: 'Username:' and 'Password:'. Each field has a small icon on the right side. Below the input fields is a 'Login' button. At the bottom of the form, there are two links: 'Don't have an account? Register now' and 'Did you forget your password? Get it by email'.

4. Once you are logged in you will see this screen. Click the blue “Enroll” button to register for this year's summer reading program.



You will be asked to update your child's age:



Program Selection

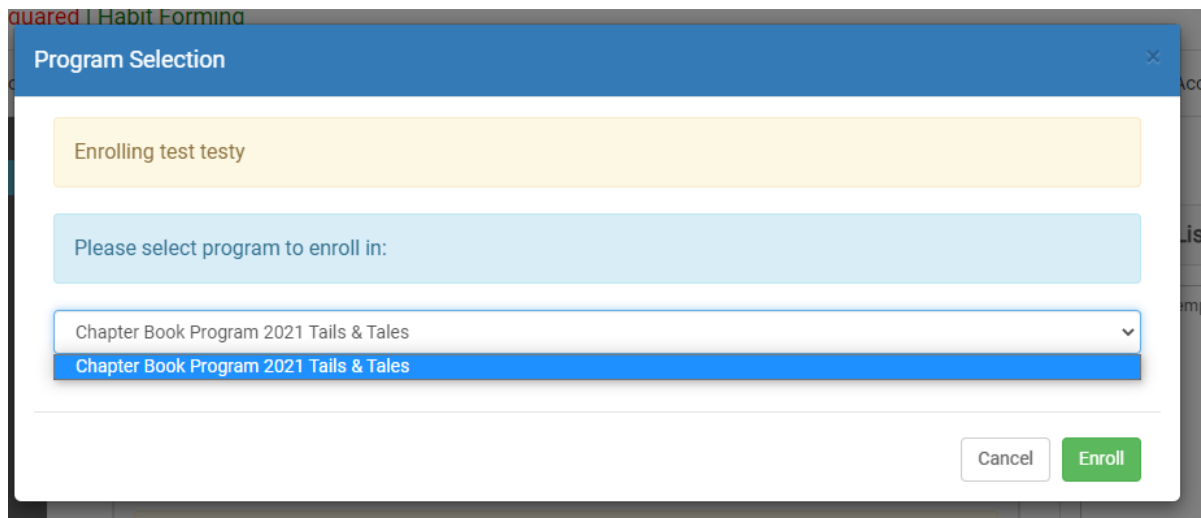
Enrolling test testy

Please update age:

10 Years Old

Cancel Continue

You will then select the program your child would like to be enrolled from the dropdown menu. Then click **“Enroll”** .



Program Selection

Enrolling test testy

Please select program to enroll in:

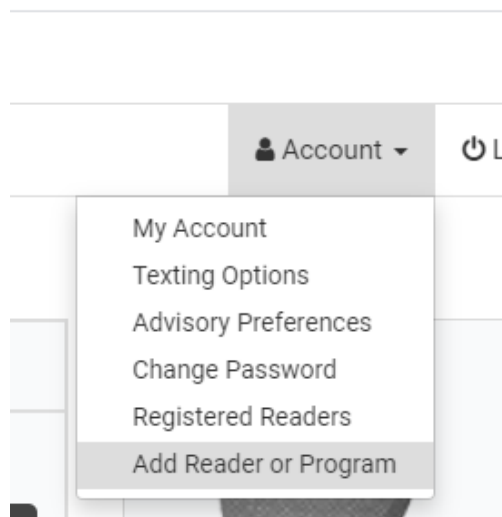
Chapter Book Program 2021 Tails & Tales

Chapter Book Program 2021 Tails & Tales

Cancel Enroll

If you have an additional child that did not participate in our 2021 program but would like to join for 2022, here's how to add them.

Click the **"Account"** button on the upper lefthand corner of the page. Then select "Add Reader or Program" from the drop-down menu.



You will see the following box appear. Click "Add Reader or Program"

Add Reader Or Program

You can link another reader's account to yours. You will need the username and password for that reader account.

Or, you can create a brand new reader account

Or, you can enroll yourself in another program.

[Add Reader Or Program](#) [Link Existing Reader](#)

You will then be asked to select the age of the reader. Then click **"Continue"**.

Add Reader Or Program

How old is the reader? *

Under 1 Years Old

Continue

You will then be asked to supply the child's name, school and grade. Scroll down and click "Continue."

Add Reader Or Program

How old is the reader? *

5 Years Old

First Name *

Ted

Last Name *

Gentile

Email *

jgentile331@gmail.com

School *

[Select A Value]

School Grade *

[Select A Value]

Username and password are not required.

Once you fill out that information the child will be enrolled in summer reading and their name will be linked to your account.
Happy Summer Reading!